

# PROJECT SETUP

COMMUNITY NAME: \_\_\_\_\_

SHIPPING ADDRESS: \_\_\_\_\_


CITY: \_\_\_\_\_ STATE: \_\_\_\_\_ ZIP: \_\_\_\_\_

SALES REP: \_\_\_\_\_




DUAL COLOR: YES  NO  If YES, UPPER: \_\_\_\_\_ LOWER: \_\_\_\_\_

CHADWELL ACCOUNT#: \_\_\_\_\_

EMAIL COMPLETED ORDERS TO: [CHADWELLDORDERS@QWIKKIT.COM](mailto:CHADWELLDORDERS@QWIKKIT.COM)



## 2 PICK YOUR PULL COLOR, STYLE, AND SIZE.



## 3 SELECT HINGE & CABINET CONSTRUCTION DETAILS.

**CABINET CONSTRUCTION:** (check one)  FRAMED  FRAMELESS

**IF FRAMED CABINET - HINGE OVERLAY:** (check one)  1/2"  1-1/4"  Other: \_\_\_\_\_

**IF FRAMELESS CABINET - HINGE OVERLAY:** (Verify sidewall or panel thickness)  5/8"  3/4"

**HINGE TYPE:** (check one)  SILENT CLOSE (Premium)  SELF CLOSE (Standard)

**PAINT:** Do you need color-matched paint?  Yes  No **FREE PRE-DRILLING FOR HARDWARE:**  Yes  No