


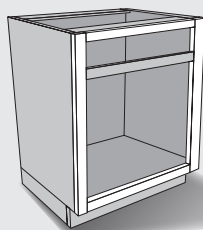
Refacing Ordering Guidelines

You have these conditions:

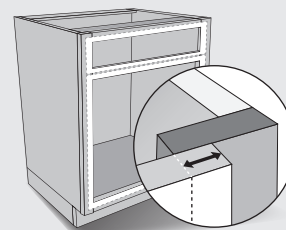
Existing Doors



Framed Cabinet



Doors Are In Front of Cabinet Frame



Determine your door & drawer front sizes:

1. Download our helpful form to record your information the same way our website will ask for it. [Measurement Form](#)
2. **Calculate your hinge overlay** using the formula on the right to determine if it's one of the Available Hinge Overlays.

If your hinge overlay is any of the Available Hinge Overlays:

- Measure your existing doors and drawer fronts to the closest 1/16" (0.0625"). Measure width first, then height.

If your hinge overlay is not any of the Available Hinge Overlays, we suggest you use a 1/2" overlay on your replacement doors:

- Measure your cabinet opening to the closest 1/16" (0.0625").
- Add 1" to the cabinet opening width and to the opening height.

Write the dimensions and quantities you need on the measurement form.

3. Double check that you haven't missed a part. The number of parts on the form should match the number of doors and drawers you need.

Calculate Your Hinge Overlay	
$\frac{(\text{Door Width}) - (\text{Opening Width})}{2} =$	
Available Hinge Overlays	
1/2"	0.5"
5/8"	0.625"
3/4"	0.75"
1"	1.00"
1-1/4"	1.25"
1-3/8"	1.375"



What to order:

1. Order hinges based on your hinge calculation.
2. Order doors and drawer fronts with the dimensions determined above.